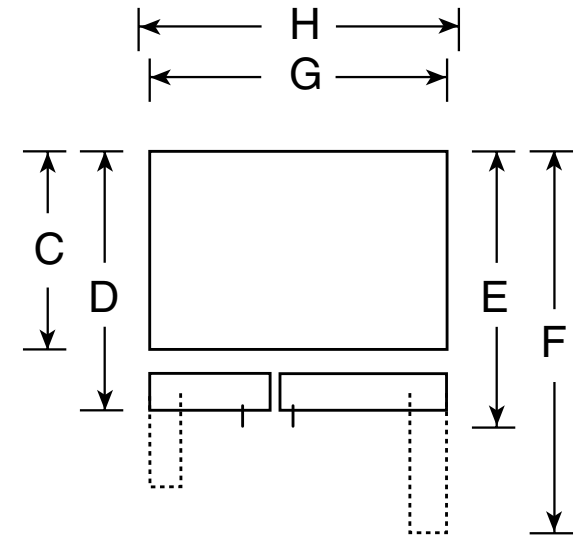
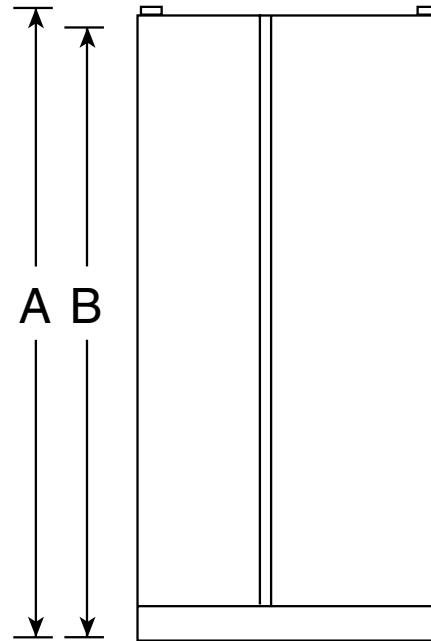


GSH25JGD

GE® 25.3 Cu. Ft. Side-By-Side Refrigerator with Dispenser

Dimensions and Installation Information (in inches)

Overall Dimensions	Height to top of hinge (in.) A	69-3/4
	Height to top of case (in.) B	68-3/4
	Case depth without door (in.) C	28
	Case depth less door handle (in.) D	31-1/4
	Case depth with door handle (in.) E	33-5/8
	Depth with fresh food door open 90° (in.) F	49-3/8
	Width (in.) G	35-3/4
	Width with door open 90° inc. door handle (in.) H	38-1/4
Air	Each side (in.)	1/8
	Top (in.)	1
	Back (in.)	2



For answers to your Monogram,® GE Profile™ or GE® appliance questions, visit our website at geappliances.com or call GE Answer Center® service, 800.626.2000.



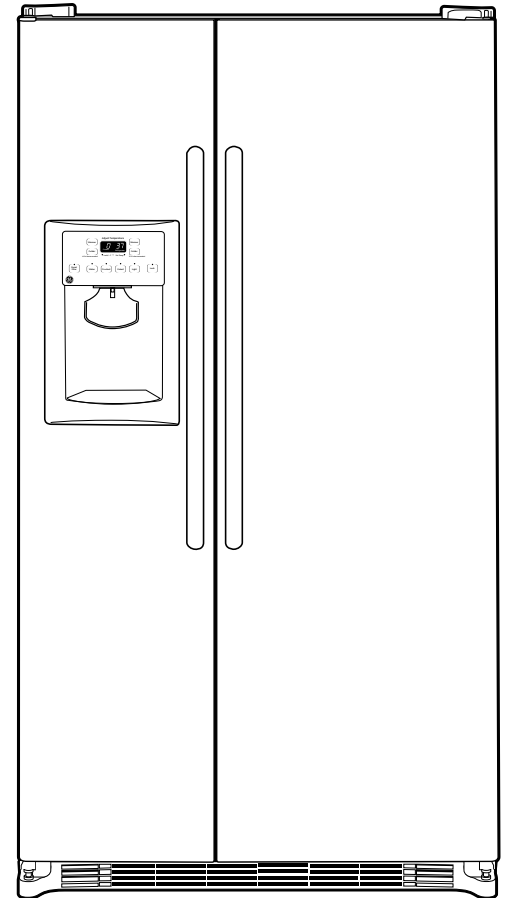
Specification Revised 9/14

GSH25JGD

GE® 25.3 Cu. Ft. Side-By-Side Refrigerator with Dispenser

Features and Benefits

- 35-3/4" wide
- Adjustable slide-out, spillproof glass shelves - Raised edges help contain spills, holding up to 12 ounces of liquid, to make cleanup quick and easy
- Snack drawer - Conveniently stores favorite foods and allows for quick, easy access
- Adjustable-humidity drawers - Controls helps food stay fresh
- Adjustable-temperature drawer - Helps keep your favorite food items cold and ready to eat
- Adjustable gallon door bins - Offers ideal space for storing gallon containers in the door
- Advanced filtration - Removes trace pharmaceuticals from water and ice* and uses replacement filter MWF
(*Removes ibuprofen, atenolol, fluoxetine, progesterone and trimethoprim. These pharmaceuticals are not necessarily in all users' water)
- Model GSH25JGDWW - White
- Model GSH25JGDCC - Bisque
- Model GSH25JGDDBB - Black



imagination at work