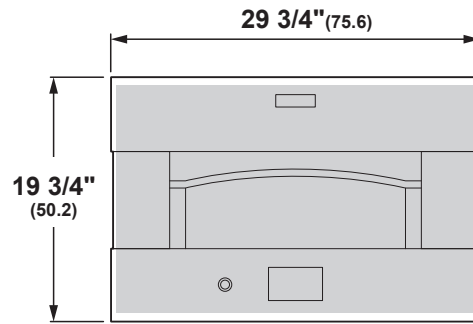
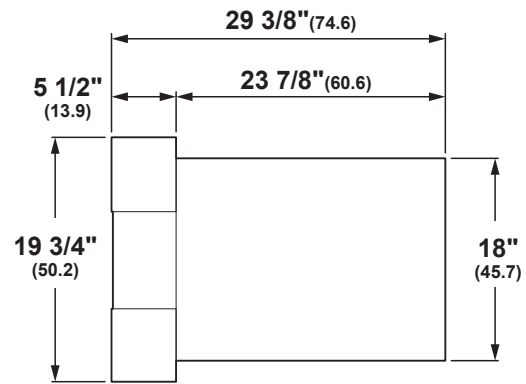




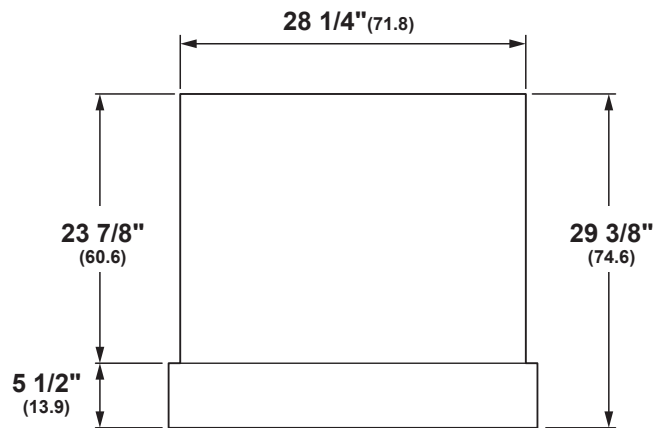
OVERALL DIMENSIONS



FRONT VIEW



SIDE VIEW



TOP VIEW

Dimensions in parentheses are in centimeters unless otherwise noted. Actual product dimensions may vary due to manufacturing tolerances.

SPECIFICATIONS

Overall Width	29 3/4" (75.6 cm)
Overall Height	19 3/4" (50.2 cm)
Overall Depth	29 3/8" (74.6 cm)
Overall Oven Interior Capacity	1.45 cu. ft.
Oven Interior Dimensions (W x D)	19.38" x 17.88" (49.2 x 45.4 cm)
Minimum Cabinet Width	30" (76.2 cm)
Minimum Cabinet Depth	24" (61.0 cm)
Minimum Base Support	200 lbs. (90 kg)
Cutout Width	28 1/2" (72.4 cm) Min 28 5/8" (72.7 cm) Max
Cutout Height	18 3/8" (46.6 cm) Min 18 7/16" (46.8 cm) Max
Cutout Depth	24" (61.0 cm) Min
Volts/Hertz/Amps	240/208 V AC, 60 Hz, 50A
Conduit Length	43"
Electrical Rating	10.4 kW at 208V 12.0 kW at 240V
Shipping Weight	275 lbs. (124.7 kg)

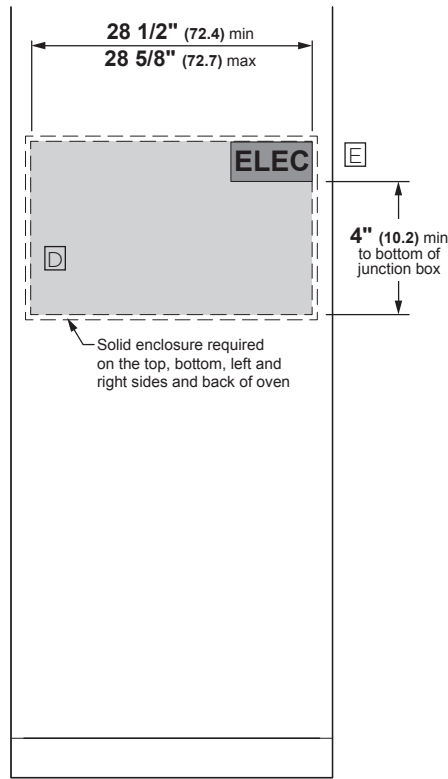
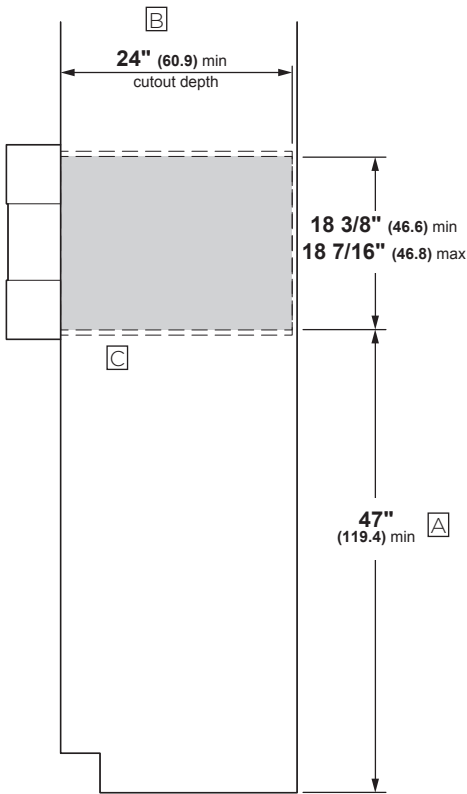
ATTENTION ELECTRICIAN:

A 240/208V, 60Hz, 50 Amp circuit is required. An individual properly grounded branch circuit or circuit breaker is required. Hardware junction box is required for built-in product.

This pizza oven is intended for indoor installation only.



WALL INSTALLATION



NOTES

- Ⓐ 47" is the required minimum installation height. Oven may be installed higher based on owner preference.
- Ⓑ Back of standard-depth cabinet may need to be removed to install oven at correct depth. Drywall is acceptable as back enclosure.
- Ⓒ Platform must be able to support 200 lbs (90 kg)
- Ⓓ Solid enclosure required on the top, bottom, left and right sides and back of oven
- Ⓔ Junction box location (May also be located in adjacent cabinet)

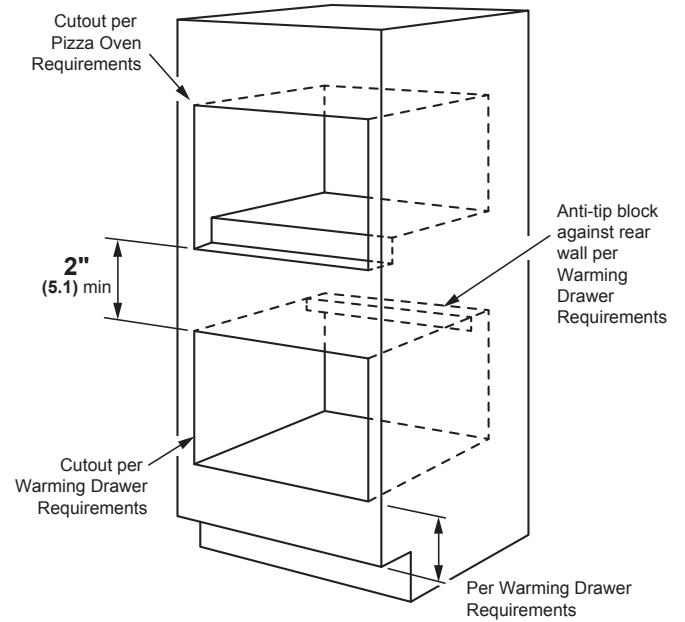
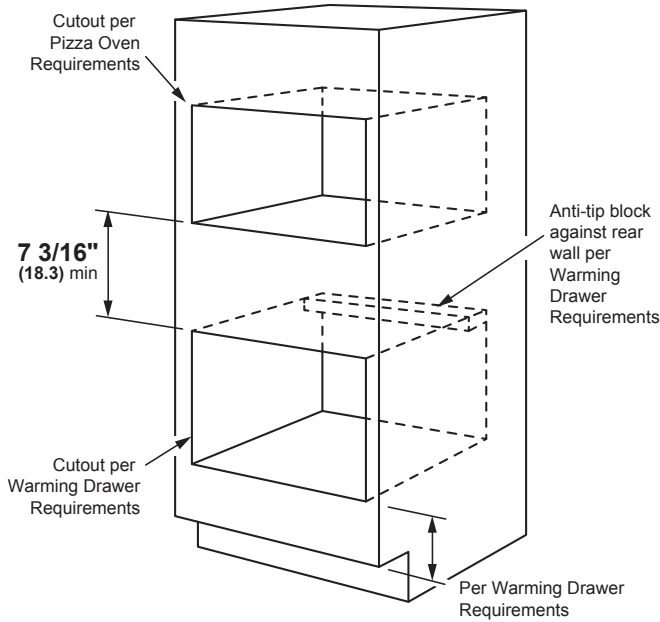
This pizza oven is intended for indoor installation only.

For more details, refer to the installation instructions for this product on Monogram.com. Dimensions in parentheses are in centimeters unless otherwise noted.



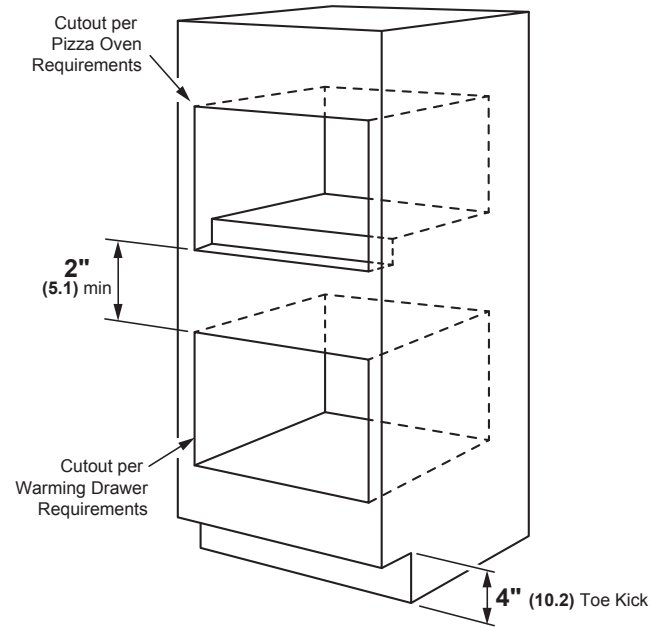
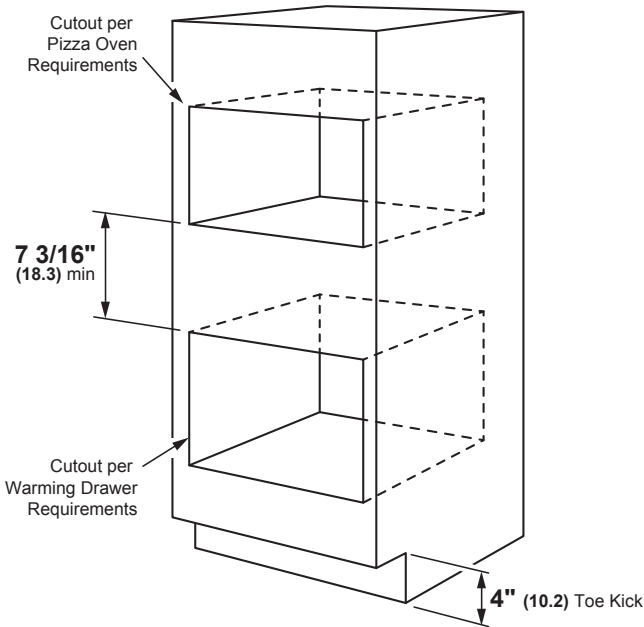
INSTALLATION OVER A WARMING DRAWER

NOTE: Install the oven only with specific models listed on the label on top of the oven.



INSTALLATION WALL OVEN

NOTE: Install the oven only with specific models listed on the label on top of the oven.



For more details, refer to the installation instructions for this product on Monogram.com. Dimensions in parentheses are in centimeters unless otherwise noted.



HANDCRAFTED LUXURY

Can be found in every aspect of the design, from the brushed stainless exterior to the simple touch controls

PIZZERIA-QUALITY PERFORMANCE

Is designed to match the capabilities of the best restaurant pizza ovens to help home chefs achieve the perfect slice

ELECTRIC HEATING ZONES

Combine the crisping performance of traditional coal- and wood-burning pizza ovens with the precision and ease of a sophisticated appliance

CAPACITIVE TOUCH LCD CONTROLS

Allow for easy selection of preset cooking options, including a variety of pizza settings and choices for making flatbreads

BUILT-IN INSTALLATION

Is made possible with a 30"-width cabinet cutout

INTEGRATED OVEN VENTILATION SYSTEM

Allows for simple installation, with no additional ductwork required

This pizza oven is intended for indoor installation only



70 to 90% U.S. content. Product content details at GEAppliances.com/USA



MONOGRAM