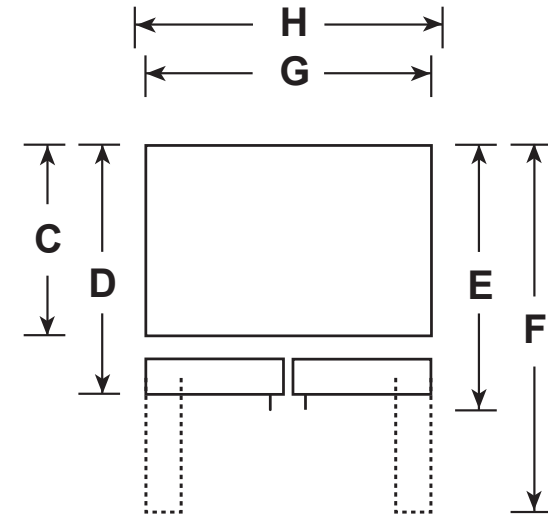
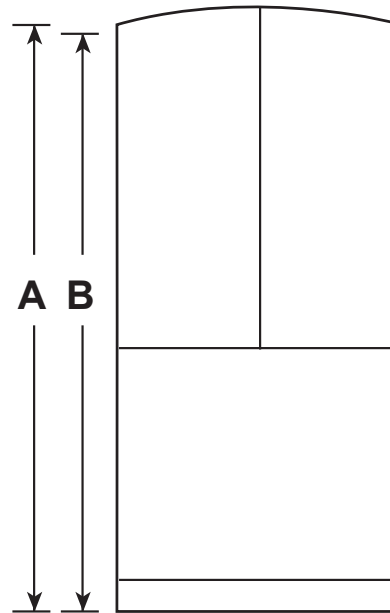


PYE22PSH

GE Profile™ Series ENERGY STAR® 22.1 Cu. Ft. French-Door Counter-Depth Refrigerator

DIMENSIONS AND INSTALLATION INFORMATION (IN INCHES)

OVERALL DIMENSIONS	Height to top of hinge (in.) A	69-7/8
	Height to top of case (in.) B	69
	Case depth without door (in.) C	24-3/8
	Case depth less door handle (in.) D	30-1/4
	Case depth with door handle (in.) E	31-1/4
	Depth with fresh food door open 90° (in.) F	43-3/8
	Width (in.) G	35-3/4
	Width with door open 90° with door handle (in.) H	44-5/8
AIR CLEARANCES	Each side (in.)	1/8
	Top (in.)	1
	Back (in.)	2



GE APPLIANCES

For answers to your Monogram, GE Café™ Series, GE Profile™ Series or GE® Series appliance questions, visit our website at geappliances.com or call GE Answer Center® service, 800.626.2000.



Listed by
Underwriters
Laboratories



As an ENERGY STAR® partner, GE has determined that this product meets the ENERGY STAR guidelines for energy efficiency.

Specification Revised 12/15

PYE22PSH

GE Profile™ Series ENERGY STAR® 22.1 Cu. Ft. French-Door Counter-Depth Refrigerator

FEATURES AND BENEFITS

Counter-depth design – Offers a built-in look by fitting nearly flush with surrounding cabinetry

Hands-free Autofill – Lets you walk away while the dispenser automatically fills any container with filtered water

Hands-free Precise Fill – Multi-task while the dispenser automatically fills your container with the exact measurement of water you choose

TwinChill™ evaporators – Separate climates in the fresh food and freezer sections help keep foods fresh

Full-width electronic temperature-controlled drawer with LED lights – 3 accurate settings deliver the optimal temperatures for your favorite foods, while colored lights indicate the chosen setting

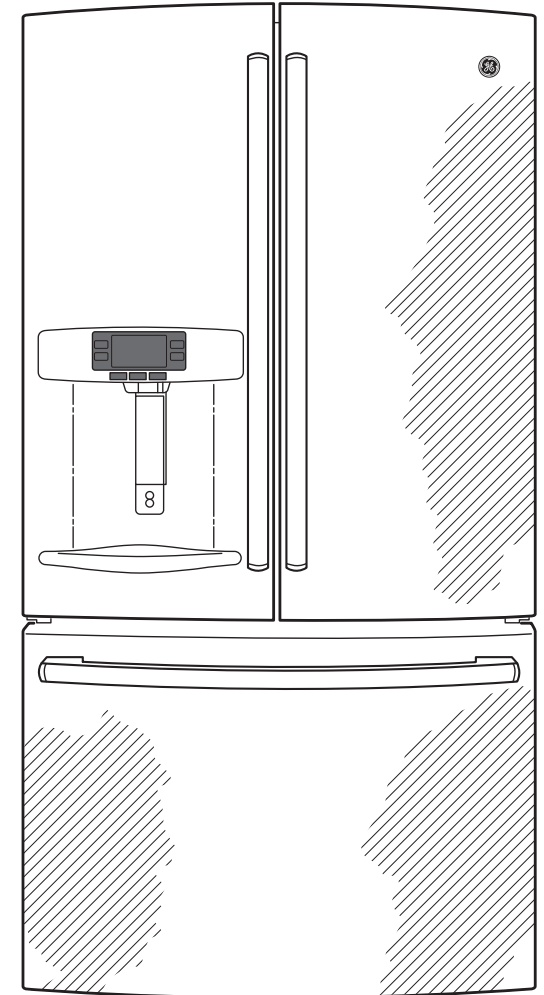
Color LCD screen with photo upload – Add a personal touch when you upload photos to the color LCD display from your flash drive

Showcase LED lighting – Positioned throughout the interior and under fresh food doors to spotlight foods inside the refrigerator and in the freezer

Advanced water filtration uses RPWFE replacement filter – Removes trace pharmaceuticals from water and ice

Drop-down tray – Allows for extra door storage when you need it and tucks away when you don't

Model PYE22PSHSS – Stainless steel



GE APPLIANCES



As an ENERGY STAR® partner, GE has determined that this product meets the ENERGY STAR guidelines for energy efficiency.