

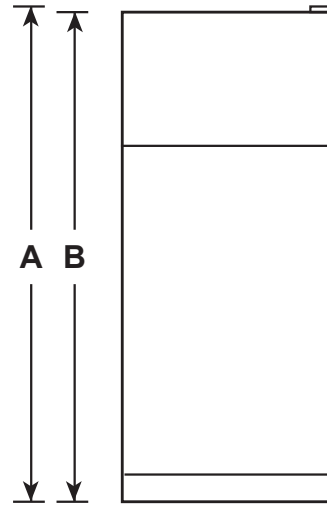
GTE16GSH

GE Appliances ENERGY STAR® 15.5 Cu. Ft. Top-Freezer Refrigerator

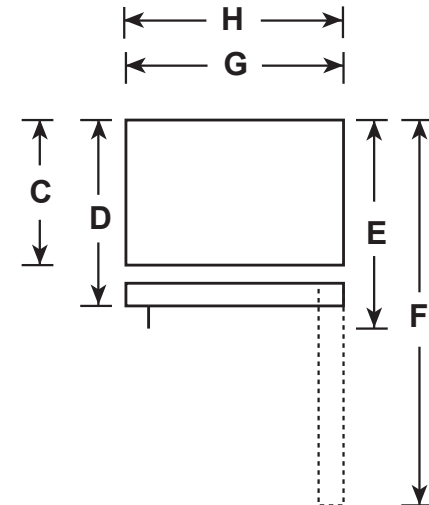
DIMENSIONS AND INSTALLATION INFORMATION (IN INCHES)

OVERALL DIMENSIONS	Height to top of hinge (in.) A	64-3/4
	Height to top of case (in.) B	64-1/4
	Case depth without door (in.) C	25-3/4
	Case depth less door handle (in.) D	29-1/2
	Case depth with door handle (in.) E	31-7/8
	Depth with fresh food door open 90° (in.) F	55-7/8
	Width (in.) G	28
	Width with door open 90° with door handle (in.) H	30-7/8
AIR CLEARANCES	Each side (in.)	3/4
	Top (in.)	1
	Back (in.)	2

FRONT VIEW



TOP VIEW



For answers to your Monogram, GE Café™ Series, GE Profile™ Series or GE Appliances product questions, visit our website at geappliances.com or call GE Answer Center® Service, 800.626.2000.



Listed by Underwriters Laboratories



As an ENERGY STAR® partner, GE has determined that this product meets the ENERGY STAR guidelines for energy efficiency.

GTE16GSH

GE Appliances ENERGY STAR® 15.5 Cu. Ft. Top-Freezer Refrigerator

FEATURES AND BENEFITS

2014 ENERGY STAR® qualified

Upfront temperature controls - Easy-to-use controls regulate both fresh food and freezer sections

Adjustable spillproof glass shelves - Hold up to 12 oz. of spilled liquids for easy cleanup and adjust to provide additional food-storage options

Equipped for optional icemaker - Easily accommodates the installation of an icemaker

Adjustable-humidity drawers - Controls helps food stay fresh


Snack drawer - Conveniently stores favorite foods and allows for quick, easy access

Gallon door storage - Larger items are easily accommodated in the door

Adjustable wire freezer shelf - Easily adjusts between two positions to accommodate items of all shapes and sizes

Spillproof freezer floor - Seamless design of the freezer floor wipes up easily for quick cleanup

Model GTE16GSHSS - Stainless steel



As an ENERGY STAR® partner, GE has determined that this product meets the ENERGY STAR guidelines for energy efficiency.