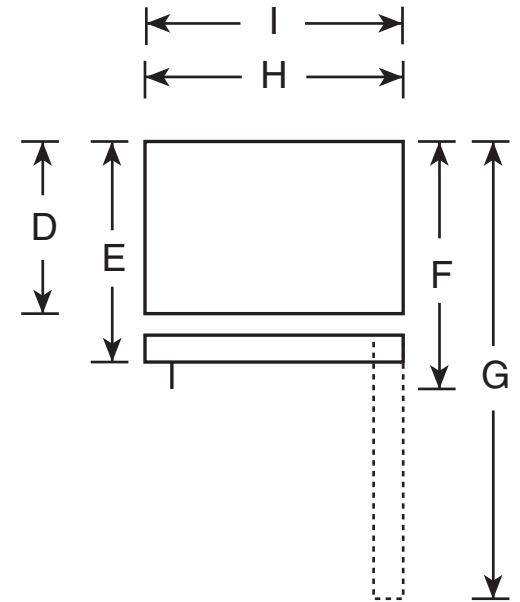
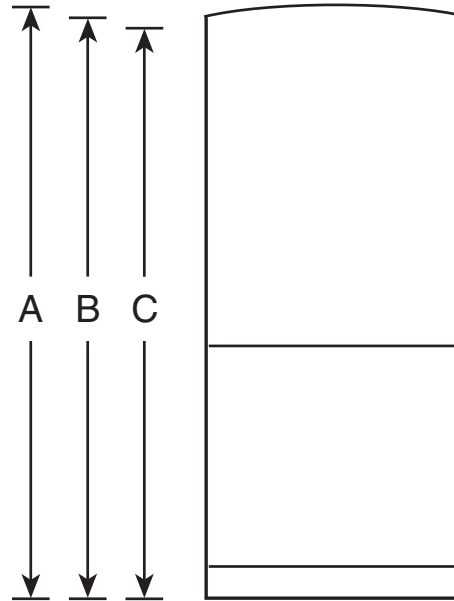


GBS20ESH

GE® 20.3 Cu. Ft. Bottom-Freezer Refrigerator

Dimensions and Installation Information (in inches)

Overall Dimensions	Height to top of crown (in.) A	66-7/8
	Height to top of hinge (in.) B	66-5/8
	Height to top of case (in.) C	66-1/8
	Case depth without door (in.) D	28-1/4
	Case depth less door handle (in.) E	32-1/2
	Case depth with door handle (in.) F	34-5/8
	Depth with fresh food door open 90° (in.) G	59-3/4
	Width (in.) H	29-3/4
	Width with door open 90° inc. door handle (in.) I	33-1/4
Air Clearances	Each side (in.)	1/8
	Top (in.)	1
	Back (in.)	2



For answers to your Monogram®, Profile™ Series or GE® appliance questions, visit our website at geappliances.com or call GE Answer Center® service, 800.626.2000.




Specification Revised 2/15

GBS20ESH

GE® 20.3 Cu. Ft. Bottom-Freezer Refrigerator

Features and Benefits

- 30" wide
- Equipped for optional icemaker - Easily accommodates the installation of an icemaker
- Upfront temperature controls - Easy-to-use controls regulate both fresh food and freezer sections
- Two clear drawers
- Adjustable glass shelves - A variety of shelf configurations provide additional options for food storage
- Two-level freezer baskets - Baskets allow easy access to frozen foods
- Gallon door bins - Deep bins handle large containers in the door for more fresh food space
- Model GBS20ESHSS - Stainless steel



imagination at work