

Remodel. Renew. Rebate.

Purchase 2 or more eligible GE Profile™ Kitchen appliances June 28, 2010 – October 31, 2010 from a participating authorized GE Retail Dealer and receive a Visa® prepaid card valued up to \$1000* – via mail in fulfillment. See details below. This rebate cannot be combined with any other GE Profile Kitchen Package Rebate.

How to get your rebate from GE

1. Complete ALL Information – including serial number for each product. Incomplete forms will not be processed.
2. Include the retail invoice or sales slip (photocopy acceptable) which shows the model number and date of purchase.
3. **Mail no later than November 29, 2010 to:**

**Dept 24249-WF
P.O. Box 540009
El Paso, TX 88554-0009**

**Allow 8-10 weeks to
receive your rebate card.**

Store Name/Purchase Location **24249-WF**

Address _____

City _____

State _____ Zip _____

Month _____ Day _____ Year _____

I represent that on _____ 2 or more new GE Profile appliances (check all model numbers to the right) were sold to the consumer listed below for personal use and not for resale.

Consumer's Name _____

Address _____

City _____

State _____ County _____ Zip _____

Phone _____

E-Mail Address _____

By providing your email address we will notify you when your rebate claim has been received via email.

Rebate must be redeemed on appliances purchased for personal use. Multiple sales to apartments, builders, condominiums, subdivisions and wholesalers do not qualify. **Purchases from Best Buy are not eligible for this rebate promotion.** One Profile Kitchen Package Rebate per household.

Offer void where prohibited, taxed, or restricted by law. Not transferable or redeemable for cash. **CERTIFICATE MUST BE POSTMARKED NO LATER THAN NOVEMBER 29, 2010. LATE SUBMISSIONS WILL NOT BE ACCEPTED!** This form must accompany your request. Omission of sales receipt or any other information will delay processing; we will return all materials to be resubmitted with complete documentation. Please DO NOT USE STAPLES, TAPE, PAPER CLIPS, etc. when sending your information. Please allow eight to ten weeks from the time the redemption form is received for delivery of rebate card.

Keep a record of when you mailed this certificate and the 800# to call. If not received after ten weeks, **check online @ www.sendmyrebate.com** or call **1-800-871-8893** seven days a week from 9:00 AM to 9:00 PM Eastern Time.

Your card is issued by MetaBank pursuant to a license from Visa U.S.A. Inc. This card is a Visa prepaid card. Each time you use the card the amount of the transaction will be deducted from the amount of your available balance. Terms and Conditions apply to the card, including a \$1.50 ATM access fee each time the card is used at a cash dispensing machine. The operator of the ATM or any network utilized to effect the transaction may also impose a fee. Subject to applicable law, a monthly maintenance fee of \$3 (USD) applies, but is waived for the first six months after the card is issued. No additional fees will be assessed once the card balance reaches zero. Cards can be used at merchants that accept Visa debit cards. GE reserves the right to substitute a check of equal value in lieu of a Visa prepaid card at its sole discretion.

I/we hereby understand and accept the above requirements for receipt of the Visa prepaid card rebate and I/we represent that all information provided on this document is accurate and not falsified.

Customer Signature _____ Date _____



***Rebates—Maximum \$1000 rebate total**

- \$100**—Purchased 2 eligible appliances
- \$300**—Purchased 3 eligible appliances
- \$500**—Purchased 4 eligible appliances
- Receive **\$200 bonus** if package includes at least one **2** (only one qualifies)
- Receive **\$300 bonus** if package includes at least one **3** (only one qualifies)

_____ **Total rebate amount**

- | | | | | | |
|--|--|---|--|--|--|
| <p>Side-by-side refrigerators</p> <ul style="list-style-type: none"> <input type="radio"/> PSSC6K <input type="radio"/> PSSB6K <input type="radio"/> PSHF6M <input type="radio"/> PSHS6M <input type="radio"/> PSHF6P <input type="radio"/> PSHS6P <input type="radio"/> PSHF9P <input type="radio"/> PSHS9P <input type="radio"/> PSSF3R <input type="radio"/> PSSS3R <input type="radio"/> PSHF6R <input type="radio"/> PSHS6R <input type="radio"/> PSHF6T <input type="radio"/> PSHS6T <input type="radio"/> PSHF6Y <input type="radio"/> PSHS6Y <input type="radio"/> PSHW6Y <p>Bottom-freezers</p> <ul style="list-style-type: none"> <input type="radio"/> PFSS0M <input type="radio"/> PFSF0M <input type="radio"/> PFSF2M <input type="radio"/> PFSS2M <input type="radio"/> PFSF5N <input type="radio"/> PFSS5N <input type="radio"/> PFSF6P <input type="radio"/> PFSS6P <input type="radio"/> PFSS6S <input type="radio"/> PFSS9P <input type="radio"/> PFSS9S <input type="radio"/> PGSS5N <input type="radio"/> PGSS5P <p>Top-freezers</p> <ul style="list-style-type: none"> <input type="radio"/> PTS18S <input type="radio"/> PTS22L <input type="radio"/> PTS22S <input type="radio"/> PTS25L <input type="radio"/> PTS25S | <p>Wine & Beverage</p> <ul style="list-style-type: none"> <input type="radio"/> PCR06 <p>Free-standing electric ranges</p> <ul style="list-style-type: none"> <input type="radio"/> PB900 <input type="radio"/> PB909 <input type="radio"/> PB910 <input type="radio"/> PB920 <input type="radio"/> PB969 <input type="radio"/> PHB925 <input type="radio"/> PB970 <input type="radio"/> PB975 <input type="radio"/> PB978 <p>Free-standing dual-fuel ranges</p> <ul style="list-style-type: none"> <input type="radio"/> P2B918 <p>Free-standing gas ranges</p> <ul style="list-style-type: none"> <input type="radio"/> PGB900 <input type="radio"/> PGB908 <input type="radio"/> PGB910 <input type="radio"/> PGB916 <input type="radio"/> PGB918 <input type="radio"/> PGB928 <input type="radio"/> PGB975 <p>Slide-in electric ranges</p> <ul style="list-style-type: none"> <input type="radio"/> PS900 <input type="radio"/> PS905 <input type="radio"/> PS968 <p>Slide-in gas ranges</p> <ul style="list-style-type: none"> <input type="radio"/> JGSS05 <input type="radio"/> JGSP28 <input type="radio"/> PGS908 <input type="radio"/> PGS968 <input type="radio"/> PGS975 | <p>Dual-fuel slide-in range</p> <ul style="list-style-type: none"> <input type="radio"/> P2S975 <p>Drop-in electric ranges</p> <ul style="list-style-type: none"> <input type="radio"/> PD900 <input type="radio"/> PD968 <p>Advantium® ovens</p> <ul style="list-style-type: none"> <input type="radio"/> SCA1000 <input type="radio"/> SCA1001 <input type="radio"/> SCA2000 <input type="radio"/> SCA2001 <input type="radio"/> PSA1200 <input type="radio"/> PSA1201 <input type="radio"/> PSA2200 <input type="radio"/> PSA2201 <input type="radio"/> PSB1000 <input type="radio"/> PSB1001 <input type="radio"/> PSB1200 <input type="radio"/> PSB1201 <input type="radio"/> PSB2200 <input type="radio"/> PSB2201 <p>Ventilation</p> <ul style="list-style-type: none"> <input type="radio"/> JVB37 <input type="radio"/> JVB67 <input type="radio"/> JVB94 <input type="radio"/> JVB98 <input type="radio"/> PV970 <input type="radio"/> PV976 <input type="radio"/> PV977 <input type="radio"/> PVB37 <input type="radio"/> PVB67 <input type="radio"/> PVB94 <input type="radio"/> PVB98 <input type="radio"/> ZVC30 <input type="radio"/> ZVC36 <input type="radio"/> ZVC48 | <p>Spacemaker microwaves</p> <ul style="list-style-type: none"> <input type="radio"/> PVM1870 <input type="radio"/> PNM1871 <input type="radio"/> PVM2070 <input type="radio"/> JVM1790 <input type="radio"/> JVM3670 <p>Microwave</p> <ul style="list-style-type: none"> <input type="radio"/> PEB1590 <p>Dishwashers</p> <ul style="list-style-type: none"> <input type="radio"/> PDW7800 <input type="radio"/> PDW7880 <input type="radio"/> PDWF600 <input type="radio"/> PDWF680 <input type="radio"/> PDWF800 <input type="radio"/> PDWF880 <input type="radio"/> PDWT100 <input type="radio"/> PDWT180 <input type="radio"/> PDWT300 <input type="radio"/> PDWT380 <input type="radio"/> PDWT400 <input type="radio"/> PDWT480 <input type="radio"/> PDWT500 <input type="radio"/> PDWT580 <input type="radio"/> PDWT502 <input type="radio"/> PDW1800 <input type="radio"/> PDW1860 <p>Compactors</p> <ul style="list-style-type: none"> <input type="radio"/> GCG1500 <input type="radio"/> GCG1580 <input type="radio"/> GCG1700 | <p>Built-in single wall ovens</p> <ul style="list-style-type: none"> <input type="radio"/> PK916 <input type="radio"/> PT916 <input type="radio"/> PT920 <input type="radio"/> PT925 <p>Built-in double wall ovens</p> <ul style="list-style-type: none"> <input type="radio"/> PK956 <input type="radio"/> PT900 <input type="radio"/> PT956 <input type="radio"/> PT958 <input type="radio"/> PT960 <input type="radio"/> PT970 <p>Electric cooktops</p> <ul style="list-style-type: none"> <input type="radio"/> PHP900 <input type="radio"/> PHP960 <input type="radio"/> PP912 <input type="radio"/> PP932 <input type="radio"/> PP942 <input type="radio"/> PP945 <input type="radio"/> PP962 <input type="radio"/> PP972 <input type="radio"/> PP975 <input type="radio"/> PP989 <p>Gas cooktops</p> <ul style="list-style-type: none"> <input type="radio"/> JGP933 <input type="radio"/> JGP940 <input type="radio"/> JGP945 <input type="radio"/> JGP963 <input type="radio"/> JGP970 <input type="radio"/> JGP975 <input type="radio"/> JGP989 <input type="radio"/> JGP990 | <p>Side-by-side refrigerators</p> <ul style="list-style-type: none"> <input type="radio"/> PSCF3R <input type="radio"/> PSCS3R <input type="radio"/> PSCF5R <input type="radio"/> PSCS5R <input type="radio"/> PSCS3T <input type="radio"/> PSCS5T <input type="radio"/> PSDF3Y <input type="radio"/> PSDS3Y <input type="radio"/> PSDW3Y <input type="radio"/> PSDF5Y <input type="radio"/> PSDS5Y <input type="radio"/> PSIC3R <input type="radio"/> PSIC5R <input type="radio"/> PSB42Y <input type="radio"/> PSB48Y <p>Bottom-freezers</p> <ul style="list-style-type: none"> <input type="radio"/> PDCS1N <input type="radio"/> PFCF1N <input type="radio"/> PFCS1N <input type="radio"/> PFCS1P <input type="radio"/> PFIC1N <input type="radio"/> PGCS1N <input type="radio"/> PGCS1P |
|--|--|---|--|--|--|

You are required to enter a serial number below. If you have not taken delivery of your appliance and do not expect to receive prior to November 29, 2010, please forward your claim now without serial number. You will be notified via postcard once we process your claim that we need your serial numbers. When you have your serial numbers, call 1-800-871-8893 for the claim to be processed.

Serial Number _____

Serial Number _____

Serial Number _____


Serial Number _____

Serial Number _____

Did you remember to:

- **Include the serial number**
- **List the correct model number**
- **Include a copy of the invoice or sales receipt**
- **Sign the redemption certificate**
- **Do not remove the tag from the appliance**

Sample model and serial number tag:

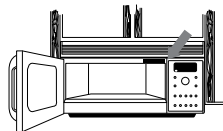


Model Number →
Serial Number →

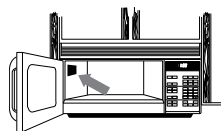
GENERAL ELECTRIC COMPANY
MOD. **WPSR4130W1WW**
SER. **DZ162112G**
CLOTHES WASHER

APPLIANCE PARK 40225
120 VOLT 60 HZ
10 AMP
LISTED
206H
123C8250P001

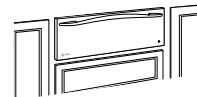
How to locate the model and serial numbers on your appliance to get your rebate:



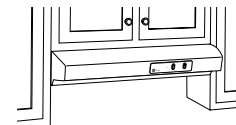
Advantium® Ovens
Front edge (open door)



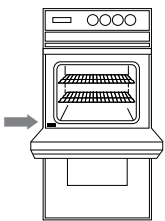
Over-the-Range Microwave Ovens
Left wall (open door)



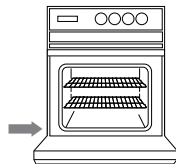
Warming Drawers
Inside left wall.




Vent Hoods
Inside left wall.




Double Ovens
Lower left corner
upper oven
(open door)



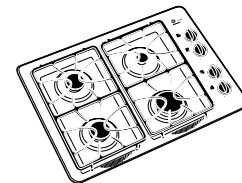
Single Ovens
Lower left corner
(open door)



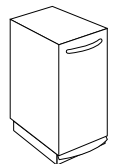
Free-Standing Ranges
Lower left corner
(open drawer/panel)



Slide-in/Drop-in Ranges
Lower left corner
(open door)



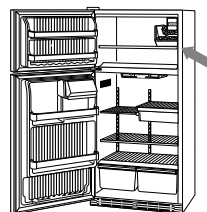
Cooktops
Middle of underside




Compactor
Left wall
(open door)



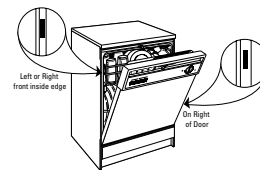
Bottom-Freezer Refrigerators
Left wall in freezer
(open drawer)



Top-Freezer Refrigerators
Left wall
(open door)



Side-By-Side Refrigerator
Inside ceiling or bottom
right corner (open door)



Dishwashers
Left or right front inside
edge or on right of door

Any questions on locating your model number and serial number, please call the GE Answer Center® at 800.626.2000